

THE BARONY OF PONTE ALTO'S NEWSLETTER

IL TEMPO

VOLUME 21, ISSUE 5

MAY 2012, A.S. XLVI



This is Volume 21 Issue 5 of *Il Tempo* (The Times). *Il Tempo* is provided at no charge online and in PDF format on the Baronial website. Any member of the Barony of Ponte Alto who does not have internet access may request a printed copy of *Il Tempo* at no charge. Please notify the Baronial Chronicler if you require a printed copy.

Il Tempo is published by and for the members of the Barony of Ponte Alto. *Il Tempo* is not a corporate publication of the Society for Creative Anachronism (SCA), Inc. and it does *not* delineate SCA policies. Any opinions expressed herein are entirely those of the authors. Except where otherwise stated, items published in *Il Tempo* may be reprinted without special permission in newsletters and publications of other branches of the SCA, Inc. Reprints must represent the text as originally presented, in its entirety, with proper credit to author and source. Authors not wishing to allow reprints of their articles may indicate so at the time of submission.

Courtesy copies of *Il Tempo* are provided to their Majesties of Atlantia, Their Highnesses, the Kingdom Chronicler, and the Kingdom Seneschal, in either electronic or paper format, as requested. All Kingdom Chroniclers are welcome to peruse the electronic version of *Il Tempo* posted on the Baronial Website.

Composition by Damen Adina von der Heide, original photo from <http://www.atlantia.sca.org/>; 13 May, 2012



<i>Il Tempo</i>	2
News /	2
Announcements	
Hey, I can do that!	2
It's never too early to start thinking about: PENNSIC XLI Chalice IX	3
Documentation	4
Documentation Is Not a Dirty Word	4
The Basic Documentation Recipe Card	7
The Basic Documentation Recipe Card –Card	8
Baronial Champions	9
Ponte Alto Notables	9
Regnum	10
Baronial Business Meeting	11
Calendars	13
Weekly Events	14
Is There Something You Would Like To Know About?	15
Baronial Progress	15
Cross Word Puzzle	16
Puzzle Solution	17
Disclaimer /	18
Links to Forms	

Il Tempo

Welcome to *Il Tempo* (The Times), the Newsletter of the Barony of Ponte Alto, one of the northern baronies in the Kingdom of Atlantia.

Il Tempo strives to be an informative read that you look forward to. To this end, we are always appreciative of any contributions to it, perhaps an article of a project you are working on or are interested in, how to make/play a period game, your experience at an event, how/what to prepare for a day trip, a recipe/ piece of garb that you've made, documentation on an item you've competed - a how to on

documentation, a few words on a historical person/event, photos, a book review, something to share with a newcomer - perhaps a short autobiography of your persona or how you came to figure out your persona.

The list can go on for ages - only limited by the speed at which our hands can write out what our minds can think of.

Come, share with us adventures in the great Barony of Ponte Alto, in the grand Kingdom of Atlantia, in this - the current Middle Ages!

News / Announcements

**Congratulations to the new Heirs,
Their Royal Highnesses of Atlantia, Vladimir and Kalisa.**

Hey, I can do that!

So you say you would rather not be THE person in charge of all the Heralds, but you know you have a voice that can carry across a list field, We would be grateful to be able to reach out to you —as a Deputy Herald, to cry the field or maybe announce the Baron and Baroness as they process into court.

Or, you can always be found on the list field, or the archery range, or in the kitchen, or talking to new comers, or, or, or... Why not volunteer to be a Deputy? You are already out there, and the more deputies the lighter the work load

There are so many positions in that Barony that could benefit from someone lending a hand or an hour of their time.

We Are Currently In Search Of:

Deputy Seneschal
Deputy Archery Marshal
Deputy Gold Key
Deputy Herald
Deputy MOL
Deputy Chronicler
Deputy Web Minister
-get the idea ☺

We could use a few (more) good Pontoons to volunteer to ensure everyone has time to enjoy all the events they choose to attend.



It's not too early to start thinking about...

Ruby Joust

If you are going to Ruby Joust, register with ACCEPS then, if you'll be camping, register for camping too. If you'll be

camping with the Barony, Ponte Alto is a choice in the dropdown menu.

<http://caermear.atlantia.sca.org/ruby/registration.html>

May 25-28, 2012

PENNSIC XLI

If you are going to PENNSIC, online registration is open. Make sure, no matter what group you are camping with, you register with that group at the time of registration. **This is the only way your group will be allotted the space for you to camp with them.**

Pre-reg ends May 15 (mail-in) or June 15 (on line).

If you want to camp with the Barony, it is listed as:

Barony of Ponte Alto

After registering for PENNSIC, be sure to register with the Barony so we can map out a space for you:

<http://pontealto.atlantia.sca.org/pennsic/register.php>

July 27—August 12, 2012

Chalice IX

Chalice of the Sun God IX: Romancing the (9) Muses

The personification of knowledge and the arts embodied by literature, dance and music, the Muses, the nine daughters of Zeus and Mnemosyne, are eager to share their gifts of inspiration to those who would romance them.

These daughters of inspiration would attend us in the dance of the arts of battle and archery; counsel our hand in crafting music, song, and poetry in odes to history; conduct our eyes to examine both the heavenly coliseum and earthy theatre. Calliope, Clio, Erato, Euterpe, Melpomene, Polyhymnia, Terpsichore, Thalia, and Urania would inspire any efforts this day if only you care to join them in this romance, this flight of fantasy.

Muse	Domain	Emblem
Calliope	Epic poetry	Writing tablet
Clio	History	Scrolls
Erato	Love poetry	Cithara (in the lyre family)
Euterpe	Song and Elegiac poetry	Aulos (like a flute)
Melpomene	Tragedy	Tragic mask
Polyhymnia	Hymns	Veil
Terpsichore	Dance	Lyre
Thalia	Comedy	Comic mask
Urania	Astronomy	Globe and compass

October 12, 2012



Documentation

Documentation

From Wikipedia, the free encyclopedia

<http://en.wikipedia.org/wiki/Documentation>

24 May 2012

Documentation is a term with many meanings, the most common of which are:

...

The process of documenting knowledge, as in scientific articles.

The process of providing evidence.

...

A synonym for the term bibliography.

... ..

Simply put, a record of where you went to

obtain the information that you used. If you remember that, some of the angst of "documentation" should fall away.

Below are two articles on SCAdian documentation. One is very in depth, one will get you started and not fail you.

Since A&S entries are judged by folks from all walks of the SCA, there is infrequently standardization that goes into the judging. That aside, follow (any one of) the principles set forth below and you will be well on your way to solid documentation.

Have fun and good luck!

Documentation Is Not a Dirty Word

So, you spent a few months to create an arts and sciences project, taking notes and drawing sketches of period pieces you wanted to base it on, and ended up with a lovely piece of work. You want to enter it at an arts and sciences competition at an upcoming event, but there's one hitch – the description of the competition includes a sentence like "Entries must be accompanied by written documentation."

"Documentation" sounds rather intimidating. It conjures up images of piles and piles of paperwork – and who has time for all of that, anyway? And besides, you may not really be that much of an expert on this sort of project – do they really expect a literary work the size of a dictionary for your entry?

Fear not – they generally don't. Most judges won't have time to read a really long essay on each project – they'd rather read something short, sweet, and to the point. So here are some tips on writing documentation that I hope you'll find helpful:

First things first – you should be starting to write your documentation before you've even begun on the project, not waiting until after you're done. "Reverse documentation" – creating an object and then afterwards researching it (to justify steps you've already taken anyway) won't be as beneficial as writing the documentation as you do the project.

Second – neatness really counts, and more than that, you should take into account a certain level of "spiff factor." It's okay to use a typewriter and plain white paper – but a well laid-out publication on a good-quality paper, bound in a report cover, is going to knock their socks off. The content is the important thing, don't get me

continued....



wrong – but excellent content and a great presentation is going to go a long way to really wow 'em.

The first thing the judges see when they open up your documentation should be your cover page, which should have the title of the piece, your contact information, and an approximate date of when you finished it. If you can, put a picture (preferably color) of the item you're documenting on the cover, so that if the documentation gets separated from your project, they'll be able to figure out where it goes.

Another thing that judges will appreciate is pictures – especially of the historical artifacts you've based your project on, but also to show the various steps during the construction of the project. A sketch in the margins of your document is okay; a photocopy of the pictures is better; even better would be to have a few pages on photo-album sheets in the back of your documentation; best yet would be to integrate graphics from full-color scans into the documentation paper itself.

The next page or two is the body of your documentation. Think about what kinds of questions the judges might have about your piece, and how you would answer the questions. You should be able to answer the questions "What is this, and what did you base it on?" and "When and where would this have been used in period?" within the first paragraph of the paper. Other questions that your documentation should answer:

What steps did you take to make this? What materials did you use? Would these have been the materials and steps that they would have used in period? If you've done something differently from the way it would have been done in period, why did you choose to do it your way?

Who would have used this, and what would they have used it for? Would this have been fabricated by a different person than the end user? If so, what kind of person would have made the item?

Is this the first time you have worked in this medium? What other sorts of projects have you done along the lines of this one? Did you have any problems or glitches with your project, and what did you do to resolve them? What plans do you have for future projects in this medium? What would you do differently the next time you do this sort of project?

What I generally look for when I'm reading documentation is a sign that the artisan has really sat down and analyzed the sources before coming up with the process. I'm looking for evidence of the analytical processes that took the artisan from looking at the original artifacts to creating the finished piece. To me, the analytical process is what documentation is about. The rest is gravy.

You can include longer appendices – copies of articles or webpages that you read which you found to be helpful with your project (you may want to use a highlighter pen on the especially helpful sections), additional papers you've written relating to your entry to which you'd referred in your main documentation, et cetera.

The last page or two is your bibliography. It really doesn't matter what style of bibliography you use – just keep the style consistent from entry to entry. A technique I tried in a bibliography for a documentation-based piece I did a few years ago divided my sources into Primary, Secondary, and Tertiary – the Primary section was continued....



composed of pictures of the original artifacts on which my project was based, the Secondary section was a bibliography of scholarly interpretations of the artifacts, and the Tertiary section was a bibliography sources based on the secondary and other sources. (To read about primary, secondary, and tertiary source materials, see Mistress Celynen's article on Tips for Research.)

Another good resource to help you with research and documentation is the handbook for Atlantian Ministers of Arts and Sciences. You'll find tips on how to start the research process, as well as some good ideas for documentation, and links to additional pages that discuss these issues.

A couple of additional points that weren't really stressed in the original version of this article, but that are of some use:

- o Both the bibliography and citation style should be consistent. I recommend using the Chicago (or Turabian) style, though I personally prefer the MLA style. Judges in A&S competitions don't seem to overtly push one or the other.
- o Footnotes, endnotes, or citations should be used, and there is an art to their use. Do not, for example, simply quote a chunk of text from some other author, and then cite it at the end; be gentle with the quote, even introducing the source to ease the transition (Harris writes that just the word documentation "conjures up images of piles and piles of paperwork"1); or even reword it to better fit in with your narrative (Harris, for example, suggests the Atlantian MoAS' handbook as a resource.2)
- o Likewise, the use of captions with your images is of great importance. It is useful to include a citation to the original source – but it's more useful to indicate what the item is, where it's from (museum accession number, etc.), and what features, if any, you mean to point out by its inclusion in your documentation.
- o Avoid using the first person ("I," "me,") as well as the second person ("you," "your"). Taking the passive tone ("First, the harfnagel is affixed to the sinoflange," rather than "First, I attached the harfnagel to the sinoflange"), while it will seem awkward at first, will contribute towards creating a professional and knowledgeable tone to the work. Maître Olivier notes that the passive tense shifts the emphasis of the statement onto the object (the A&S entry) rather than the subject (you). (Another way to do this is to use the command tense, especially in a procedure – "First, affix the harfnagel to the sinoflange" – but either manner should be used consistently.)

If you would like additional assistance or guidance with documentation-writing, please contact me (you can also post to my Facebook page); I'm happy to work as a documentation coach if you need feedback on your work.

As redirected from <http://SCA.org>, Medieval & Renaissance Material Culture; 24 May, 2012
<http://www.larsdatter.com/documentation.htm>



The Basic Documentation Recipe Card

By Magistra Sigr d Briansd t ter

Greetings,

This is a project I have been working on to make documentation easier in general. Even if people know what needs to be said they don't always know where to start. I am working on a documentation recipe card. Based on Master Fiacha's five questions and then organized to give a basic framework/starting point. There is no need to follow but it may help start and will make it easier for the judge to get what you want them to get out of it. Please note this is still definitely in draft form and a work in progress.

A PDF of the Recipe Card is attached and may be used/handed out as you see fit as long as you keep the   attached. Please send me a note if you find it useful or have any suggestions.

Snipped and modified from a working email I sent Fiacha...

I also discuss the three layers of documentation you need to think about. Display, judging docs, and appendix. Since I am not there to explain the card when I give it, you are getting a bit more explanation than I think will fit, but can be expressed verbally.

Your 30 second docs (ie your display). (If they don't figure out what you are entering/learn something in 30 seconds...)

Your 5 minute docs (the documentation to be read and judged).

And your 30 minutes plus docs ie your appendixes/proofs for information in the 5minute docs/explanations/comparisons.

The Basic Documentation Recipe Card. (For the 5 minute docs generally but can be modified for the others.)

Notes: Approximately a paragraph for each bullet point, some less some more, depending on project. Always cite where you got a particular piece of information, footnotes or endnotes, be consistent in format. Reference partial copies of texts where ideas come from, additional comparisons, further explanation of a particular detail, extra visual proofs, etc. to specific exhibits in the appendix.

continued....



The Basic Documentation Recipe Card

*What is it?

*Where and when is it from?

*How would it have been used and by whom? Be Brief. No more than one paragraph.

*Why did you choose this project. (Be very brief and succinct.) ---The following is broken down into each small step in the process. Be specific: materials, dimensions, techniques, tools, designs, etc.

(Each can be a Step paragraph pair if appropriate.)

Step 1: (Just use paragraphs. Do not label 'Step 1' Step 2' etc unless appropriate to project.)

*What they did.

*What I did. If different, why?

Step 2:

*What they did.

*What I did. If different, why?

REPEAT until all steps to complete object/details regarding object are explained.

*What do you like best about your results and the process?

*What would you do differently/where do you (or research in general) go from here?

*Bibliography / Source List

Notes: Approximately a paragraph for each bullet point, some less some more, depending on project. Always cite where you got a particular piece of information; footnotes or endnotes. Be consistent in format.

Reference partial copies of texts where ideas come from, additional comparisons, further explanation of a particular detail, extra visual proofs, etc. to specific exhibits in the Appendix.

©2009 Magistra Sigrid Brianddotter (Anne Marie Decker) - Contact: sigridkitty@hotmail.com

Used by permission: <http://www.scarlette.net/projects/node/369>



Baronial Champions

Do you want to be THE Representative of the Barony in your field? Maybe you would like to be a Baronial Champion.

As a Champion you will be asked to talk about your art and share with others your passion. You may be asked to process in with and/or stand with the Baronage while they are in court at Ponte Alto events and any that Ponte Alto is represented at and invited to sit in a Great Court.

You will be encouraged to teach a class on an aspect of your passion so that others in the Barony can be exposed to what you find most

engaging.

Ponte Alto's Brewing Champion will be chosen at PENNSIC in August and the Archery Champion will be chosen at Chalice in October.


If you feel the Barony is missing a category, let us know. If you would like to BE the Champion of something, let us know. Remember, half the fun is sharing what you know/can do with others so that whatever the activity is that inspires you can be passed on and perhaps you can inspire others to join you, in this, the Current Middle Ages!



Ponte Alto Notables

Archery Champion:	Lord Naran Numuchi	archerychamp@pontealto.atlantia.sca.org
A&S Champion:	Baron Marcellus Capozziello da Napoli	artisan@pontealto.atlantia.sca.org
Bardic Champion:	Maestra Cassandra Arabella Giordani	bard@pontealto.atlantia.sca.org
Baronial Guard:	Mistress Cunen Beornheim (Captain)	
Brewing Champion:	Lady Aveline Scargill	brewer@pontealto.atlantia.sca.org
Heavy Champion:	Master Kevin of Thornbury	heavychamp@pontealto.atlantia.sca.org
Rapier Champion:	Lord William Gillecrust Ross	rapierchamp@pontealto.atlantia.sca.org
Warlord:	Mistress Cunen Beornheim	warlord@pontealto.atlantia.sca.org

Picture 2 used by permission of Belpheobe de Givet, pictures 5 & 6 reproduced from the Il Tempo, the remainder are from the Society Chatelaine page.



Baron and Baroness

Barone Drogo di Ponte Alto
Baronessa Adina di Ponte Alto
(Stephen and Liza Cicirelli)
(703) 349-6779 (H)
baron@pontealto.atlantia.sca.org
baroness@pontealto.atlantia.sca.org
baronage@pontealto.atlantia.sca.org

Seneschal (President)

Baron Marcellus Capozziello da Napoli
(Bob Capozello)
(703) 625-3883 (H)
seneschal@pontealto.atlantia.sca.org

Deputy Seneschal

Countess Denise Duvalier (Denise Hundley)
(703) 339-4114 (H)
DCADenise@aol.com

Chancellor for Youth Activities

Lady Annika Siltanen
mom@pontealto.atlantia.sca.org

Chancellor of the Exchequer (Treasurer)

Lord Daniel Warwick
(Daniel Bensing)
(703) 731-7621 (C)
exchequer@pontealto.atlantia.sca.org
Deputy Chancellor of the Exchequer
Baroness Celia of Rosedale (Tamara Brown)
(703) 378-2441 (H)

Chamberlain

Lady Sophia van der Werken
(Liz Teopaco)
chamberlain@pontealto.atlantia.sca.org

Knight Marshal

Lord Charles the Bull
(Gilbert Gordon)
8171 Curving Creek Ct
Springfield, VA 22153
703-455-6235 (H)
marshal@pontealto.atlantia.sca.org
Deputy Knight Marshal
Lord Duncan the Elder (Duncan Cooper)
(703) 801-6867 (H)
duncancooper@earthlink.net

Rapier Marshal

Lord Geoffrey ap Clywd
(Jeff Williams)
rapier@pontealto.atlantia.sca.org
Deputy Rapier Marshals
Baroness Catalina dell'Acqua (Jennifer Marsten)
akgnome@yahoo.com
Baron Marcellus Capozziello da Napoli (Bob Capozello)
(703) 625-3883 (H)
afpopa@cox.net
Mistress Belpheobe de Givet (Laura Martinez)
(703) 625-3883 (H)
Belpheobe@yahoo.com

Archery Marshal

Lord Miles de Locwode
(Mike Emrich)
10106 Copper Court
Oakton, VA 22124
(703) 242-2339 (H), (703) 395-9487 (M)
archery@pontealto.atlantia.sca.org

Minister of Arts and Sciences

Lady Bevin an Broc Drannach
(Kristin Moran)
(571) 449-7694
moas@pontealto.atlantia.sca.org
Deputy Ministers of A & S
Mistress Belpheobe de Givet (Laura Martinez)
(703) 625-3883 (H)
Belpheobe@yahoo.com
Lady Aine ingen Comyn (Beth McAllister)
ldyaine@hotmail.com
Lord Sigrid Ericsson (Douglas Odom)
douglas.c.odom@gmail.com

Chatelaine (Newcomers)

Gold Key (Loaner Costumes)
Lady Caitilin Irruis inghean ui Riada
(Christine Menton)
9824 Fairfax Sq., Apt 376
Fairfax, VA 22030
703-786-6739
ladypartypanther@gmail.com
chatelaine@pontealto.atlantia.sca.org
Deputy for Demos
Lady Caitilin Irruis inghean ui Riada
(Christine Menton)
703-786-6739
demos@pontealto.atlantia.sca.org

Herald

Thegn Brénaínn MacShuibne
(Matt Torsky)
6608 Netties Lane, Unit 1403
Alexandria, VA 22315
703 8351479 (H)
herald@pontealto.atlantia.sca.org
Deputy Herald
Lady Sian verch Gwiliw ap Lewelin
(Nicole Miller)
schnauzer2@cox.net

Minister of the Lists

Lady Cellach Mór
(Kari Dalton)
mol@pontealto.atlantia.sca.org
Deputy Minister of the Lists
Baroness Celia of Rosedale (Tamara Brown)
(703) 378-2441 (H)
celia@ravenstreet.org
Maestra Cassandra Arabella Giordani (Kim Jordan)
Cassandra@jordandclan.net
Mistress Allasondrea de Fano (Susan Lee)
allasondrea@ravenstreet.org

Chronicler (Newsletter)

Acting Chronicler - Damen Adina von der Heide
(Liza Cicirelli)
4214 Maylock Lane
Fairfax, VA 22033
(703) 349-6779 (H)
chronicler@pontealto.atlantia.sca.org
Deputy Chroniclers
Lady Flora de Beaux (Jerri Lyn Mooney) editor
flora.bayeaux@gmail.com
Lady Bevin an Broc Drannach (Kristin Moran)
<<<email: see MoAS email

Web Minister

Lady Giovanna Rossellini di Firenze
(Rachael Storey)
300 Yoakum Pkwy Apt 805
Alexandria, VA 22304
(240) 743-7355 (C)
webminister@pontealto.atlantia.sca.org
Deputy Web Minister
Maestra Cassandra Arabella Giordani
(Kim Jordan)
Cassandra@jordandclan.net



<http://karenswhimsy.com/medieval-people.shtml>
12 January 2012



Baronial Business Meeting Minutes

May 20, 2012

6:10 pm

Adjourned at 6:25 pm

12 people in attendance

St. Paul's Lutheran Church

7426 Idylwood Road

Falls Church, VA

OFFICER'S REPORTS

Seneschal - Baron Marcellus Capozziello da Napoli - Looking for a Deputy; his term is up next year and he is not planning on renewing again. The insurance issue with Loudoun County Fairgrounds has been taken care of.

Exchequer - Daniel Warwick - not in attendance.

Knight Marshal - Lord Charles the Bull - not in attendance.

Rapier Marshal - Lord Geoffrey ap Clywd - continues, will move to the park 14 June.

Archery Marshal - Lord Miles de Locwode - not in attendance.

Arts and Sciences - Lady Bevin an Broc Drannach - not in attendance; ISO a deputy.

Chatelaine - Lady Caitilin Irruis inghean ui Riada - 9 in attendance at the May Newcomer's meeting, 1 new; June's at Lady Aveline Scargill's. Soliciting sites for Newcomer's meetings.

Herald - Thegn Brénainn MacShuibne - not in attendance.

Chronicler - Damen Adina - Cat would like to be a Deputy; as always, the call is out for articles/artwork for Il Tempo.

Web Minister - Giovanna Rossellini di Firenze - nothing new; soliciting artwork.

Minister of the List - Lady Cellach Mór - 34 nothing new

BARONIAL NOTABLES

Warlord - Mistress Cunen Beornhelm

Heavy Champion - Master Kevin of Thornbury

Rapier Champion - Lord William Gillecrust Ross

Archery Champion - Naran Numuchi

A&S Champion - Baron Marcellus Capozziello da Napoli

Bardic Champion - Maestra Cassandra Arabella Giordani

Brewing Champion - Aveline Scargill

BARON AND BARONESS

The Barone and Baronessa will be at Ruby Joust, Highland River Melees, University, and Stierbach's Birthday and Investiture.

EVENTS

PENNSIC

Checking out registering tents; three weeks until the end of Pre-Reg.

Chalice IX (2012)

Spiked for 20 October

Autocrat - Lady Sophia/ Lady Giovanna

Love and Beauty (2013)

Still haven't signed the contract; contacted Courtney and Emma regarding historical information.

Blood Bath

Still too far out to reserve the park.



OLD BUSINESS

Coronets, no new word from Mimi.


No follow-on re bid for University.

NEW BUSINESS

Fall Coronation will be hosted by Tir-y-Don.

ANNOUNCEMENTS

None.



JUNE 2012

Sun	Mon	Tue	Wed	Thu	Fri	Sat
				1 6:00 pm - 9:00 pm Outdoor Rapier Practice 6:00 pm - 9:00 pm Indoor	2 4:30 pm Stierbach Archery Practice	3 Highland River Melees
4 1:00 pm - 5:00 pm Outdoor Rapier Practice 1:00 pm - 5:00 pm Outdoor	5 4:30 pm - 8:00 pm Ponte Alto/Stierbach Archery Practice	6	7 7:00 pm A & S Night	8 6:00 pm - 9:00 pm Outdoor Rapier Practice 6:00 pm - 9:00 pm Indoor	9 4:30 pm Stierbach Archery Practice	10 Summer University
11 1:00 pm - 5:00 pm Outdoor Rapier Practice 1:00 pm - 5:00 pm Outdoor	12 4:30 pm - 8:00 pm Ponte Alto/Stierbach Archery Practice	13	14	14 6:00 pm - 9:00 pm Outdoor Rapier Practice 6:00 pm - 9:00 pm Outdoor	15 4:30 pm Stierbach Archery Practice	16 Stierbach's Baronial Birthday and Investiture
17 1:00 pm - 5:00 pm Outdoor Rapier Practice	18 4:30 pm - 8:00 pm Ponte Alto/Stierbach Archery Practice	19 7:00 pm Scriptorium	20 7:00 pm Armoring Night	21 6:00 pm - 9:00 pm Outdoor Rapier Practice	22 <i>Newcomers Meeting</i> 4:30 pm Stierbach Archery Practice	23 Dun Carraig's Nautical Tourney
24 <i>Business Meeting</i> 1:00 pm - 5:00 pm Outdoor Rapier Practice 1:00 pm - 5:00 pm Outdoor	25 4:30 pm - 8:00 pm Ponte Alto/Stierbach Archery Practice	26	27	28 6:00 pm - 9:00 pm Outdoor Rapier Practice 6:00 pm - 9:00 pm Indoor	29 4:30 pm Stierbach Archery Practice	30 Storvik Novice Tourney

JULY 2012

Sun	Mon	Tue	Wed	Thu	Fri	Sat
1 1:00 pm - 5:00 pm Outdoor Rapier Practice 1:00 pm - 5:00 pm Outdoor	2 4:30 pm - 8:00 pm Ponte Alto/Stierbach Archery Practice	3	4	5 6:00 pm - 9:00 pm Outdoor Rapier Practice 6:00 pm - 9:00 pm Indoor	6 4:30 pm Stierbach Archery Practice	7
8 1:00 pm - 5:00 pm Outdoor Rapier Practice 1:00 pm - 5:00 pm Outdoor	9 4:30 pm - 8:00 pm Ponte Alto/Stierbach Archery Practice	10	11 7:00 pm A & S Night	12 6:00 pm - 9:00 pm Outdoor Rapier Practice 6:00 pm - 9:00 pm Indoor	13 4:30 pm Stierbach Archery Practice	14 Ammunition Making Workshop -@ Lord Naran Numuchi
15 1:00 pm - 5:00 pm Outdoor Rapier Practice 1:00 pm - 5:00 pm Outdoor	16 4:30 pm - 8:00 pm Ponte Alto/Stierbach Archery Practice	17	18	19 6:00 pm - 9:00 pm Outdoor Rapier Practice 6:00 pm - 9:00 pm Indoor	18 <i>Newcomers Meeting</i> 4:30 pm Stierbach Archery Practice	21
22 <i>Business Meeting</i> 1:00 pm - 5:00 pm Outdoor Rapier Practice 1:00 pm - 5:00 pm Outdoor	23 4:30 pm - 8:00 pm Ponte Alto/Stierbach Archery Practice	24 7:00 pm Scriptorium	25 7:00 pm Armoring Night	26 6:00 pm - 9:00 pm Outdoor Rapier Practice 6:00 pm - 9:00 pm Indoor	27 4:30 pm Stierbach Archery Practice PENNSIC XLI	28 PENNSIC XLI
29 1:00 pm - 5:00 pm Outdoor Rapier Practice 1:00 pm - 5:00 pm Outdoor	30 4:30 pm - 8:00 pm Ponte Alto/Stierbach Archery Practice PENNSIC XLI	31 PENNSIC XLI				





Weekly Events

SUNDAY	
Ponte Alto Baronial Business Meeting	Fourth Sunday of the month at 6:00 p.m. at St. Paul's Lutheran Church, 7426 Idylwood Rd, Falls Church. Directions: Take your best route to I-66. Get off at the exit for Route 7 West (Tysons Corner). Turn left at the first light after the interchange onto Idylwood Rd. Go ¼ mile; the church is up the hill on the right.
Outdoor Heavy Weapons and Rapier Practice	Weather permitting, 12:00 noon until dark, outdoors at Tysons-Pimmit Park, behind Tysons-Pimmit Regional Library, 7584 Leesburg Pike, Falls Church. Contact the Baronial Knight Marshal for information (see Regnum). Directions: Take your best route to I-495. Get off at the exit for Route 7 East (Falls Church). Go about 1 mile; the library is on the left. Park in the library lot and walk down the hill to the park.
MONDAY	
Alle Psallite (Vocal Music)	Every Tuesday, 7:30 p.m. to 9:00 p.m. in Herndon. Contact Mistress Anne of Carthew (anne@ravenstreet.org) for more information or directions. Music files can be found at http://www.ravenstreet.org/Anne/alle_psallite/alle_psallite.htm and on the Yahoo Group AllePsallite.
Ponte Alto/Stierbach Archery Practice	Every Monday, 4:30 p.m. to 8:00 p.m. Contact the Archery Marshal at archery@pontealto.atlantia.sca.org for further details. Contact archery-marshal@stierbach.org for more information on Stierbach archery practices; Bull Run Shooting Center 7700 Bull Run Dr., Centreville; Fridays, 5PM-7PM, fee \$3.25.
TUESDAY	
Ponte Alto Scriptorium	Meets the first and third Tuesday of the month at 7:00 p.m. Contact Lady Brigid O'Hara (mill3rs@yahoo.com, (703) 409-0780 (c)) for information and directions.
THURSDAY	
Rapier Practice	Every Thursday, outdoors at Tysons-Pimmit Park, behind Tysons-Pimmit Regional Library, 7584 Leesburg Pike, Falls Church from 6:00 p.m. to 9:00 p.m.. Contact the Baronial Rapier Marshal for more information. Directions: Take your best route to I-495. Get off at the exit for Route 7 East (Falls Church). Go about 1 mile; the library is on the left. Park in the library lot and walk down the hill to the park.
Heavy Weapons Practice	Weather permitting, outdoors at Tysons-Pimmit Park, behind Tysons-Pimmit Regional Library, 7584 Leesburg Pike, Falls Church from 6:00 p.m. to 9:00 p.m. Practice is geared to developing beginning and intermediate fighters through intensive hands on training with experienced instructors, as well as providing ample opportunity for more advanced fighters to spar with knight-level combatants. All are welcome. Contact the Baronial Knight Marshal for more information (see Regnum). Directions: Take your best route to I-495. Get off at the exit for Route 7 East (Falls Church). Go about 1 mile; the library is on the left. Park in the library lot and walk down the hill to the park.
MONTHLY	
SCA Newcomer Meetings	Newcomer Meetings are held once a month from 7:00 p.m. to 9:00 p.m. at the home of various members of the Barony. Contact the Baronial Chatelaine for information, or check out the Events/Activities page on the website for the most recent information.

*Note on school locations for activities: There will be no activities at schools during school holidays or on other days when Fairfax County schools are closed or all nighttime school recreational activities are canceled. Notification of cancellation or alternate site location will be posted on the web as soon as possible. You can visit the Fairfax County Public Schools Emergency Announcement page for school closure status: <http://fcps.edu/news/emerg.htm>

Is There Something You Would Like To Know About?

Is there a topic that you're interested in?

Is there something you would like to share?

None of us knows as much as all of us and if you have an idea for a topic for discussion or an article – share it!

There are lots of folks in the Barony that would love to share what they know with you if they thought you were interested.

Share your ideas for Il Tempo articles or contribute an article, short story, poem, or artwork of your own.

You'll be glad you did




Baronial Progress for June / July

Date	Event	Barone / Baronessa
1-3 June	Highland River Melees	Drogo & Adina
9 June	Summer University	Drogo & Adina
16 June	Stierbach's Baronial Birthday and Investiture	Drogo & Adina
27-31 July	PENNSIC XLI	Drogo & Adina



Medieval Battles of Central Europe

Here's a tough one that will have you hitting the books!



Across:

1. 3 April 1367, Battle of ... (Najera)
4. 1066, Battle of ...
5. 25 October 1415, Battle of ...
7. 1460, A Lancastrian victory, The Battle of ...
10. 24 June 1340, The Naval Battle of ...
11. July 10, 1460, A Yorkist Victory, Battle of ...
12. 4 May 1471, King Edward IV wins, Battle of ...

Down:

2. 1263 - 1267, Barons defeated King John, The ... War
3. 22 August 1485, Richard III defeated by Henry Tudor, Battle of ...
4. 18 August - 22 Sept 1415, Siege of ...
6. 1346, An English victory, The Siege of ...
8. 1428 - 1429, A French victory, Siege of ...
9. May 22, 1455, A Yorkist Victory, The First Battle of ...





This is *Il Tempo*, a publication of the Barony of Ponte Alto, of the Society for Creative Anachronism (SCA), Inc. *Il Tempo* is available from Damen Adina, 4214 Maylock Lane Fairfax, VA 22033, or AdinaVDH@gmail.com, or Chronicler@PonteAlto.Atlantia.SCA.org This news letter is *not* a publication of the SCA, Inc. and it does *not* delineate SCA policies. © Copyright 2012, Society for Creative Anachronism, Inc. For more information on reprinting articles, letters, and artwork from this publication, please contact the Chronicler who will assist you in contacting the original creator of the piece. Please respect the legal rights of our contributors.

Please send submissions to:

Damen Adina von der Heide

4214 Maylock Lane

Fairfax, VA 22033

Chronicler@PonteAlto.Atlantia.SCA.org

Please, remember that all submissions for *Il Tempo* must be accompanied by an SCA release form. The first link leads you to the Society Chronicler's links for forms. The last three links are for the forms that can be submitted on line via Internet Form Fills. **Everyone is encouraged to consider contributing to *Il Tempo*.**

Society Chronicler forms.

<http://www.sca.org/docs/library.html#releaseforms>

Release form for **writing or artwork**:

<http://www.sca.org/docs/pdf/ReleaseCreativeFillable.pdf>

Release form for **photographs**:

<http://www.sca.org/docs/pdf/ReleasePhotographerFillable.pdf>

Release form for **model(s)** (the subject of your artwork or photograph):

<http://www.sca.org/docs/pdf/ReleaseModelFillable.pdf>